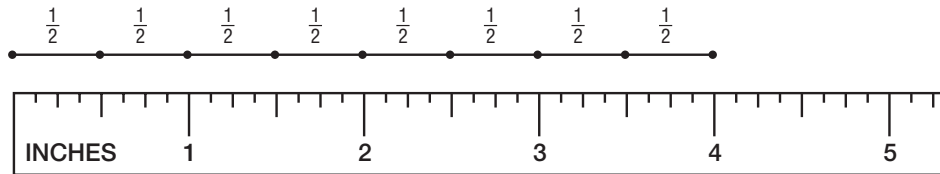


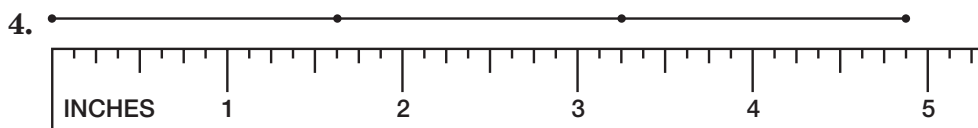
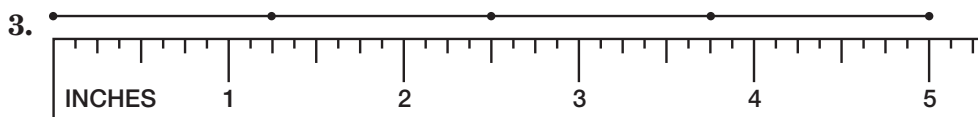
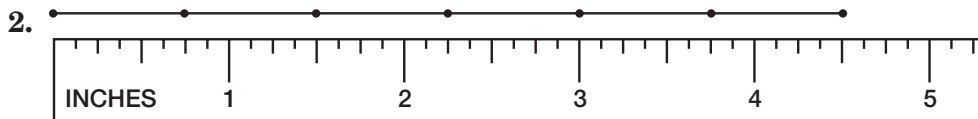
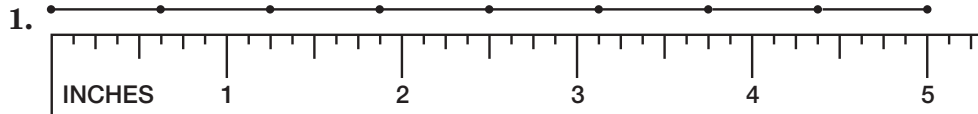
Enrich**Modeling Division of Fractions on a Ruler**

How many half-inch lengths are in 4 inches? When you look at a ruler, it is easy to see that the answer is 8.



So, this diagram is also a model for the division $4 \div \frac{1}{2} = 8$.

Write the division that is modeled in each diagram.



5. Use the ruler below. Create a model for the division $4\frac{2}{3} \div \frac{2}{3} = 7$.

