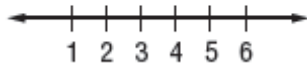


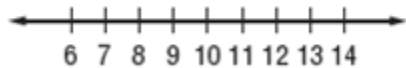
**Lesson 3 Extra Practice*****Box Plots***

**Draw a box plot for each set of data.**

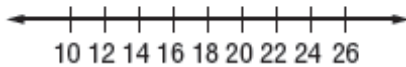
1. {2, 3, 5, 4, 3, 3, 2, 5, 6}



2. {6, 7, 9, 10, 11, 11, 13, 14, 12, 11, 12}



3. {15, 12, 21, 18, 25, 11, 17, 19, 20}



4. {2, 24, 6, 13, 8, 6, 11, 4}

