


Island Heights Elementary Board of Education



2026-2027
School District Budget



AGENDA



Change to Tentative Budget



Revenue/State Aid



Cost Drivers/Expenditures



Budget Summary



Tax Impact

AGENDA

Changes to Tentative Budget

✓ Total Change: \$0.00 (No Net Change)

Budget Line	Description
11-000-251-100	Central Srv
Tentative \$105,578	→ Final \$124,540
Change +\$18,962	
PEA Adjust	

Budget Line	Description
11-000-291-270	Emp Benefits
Tentative \$760,000	→ Final \$741,038
Change -\$18,962	
PEA Adjust	

Budget Line	Description
20-218-200-110	Other Salaries PEA
Tentative \$38,484	→ Final \$19,522
Change -\$18,962	
PEA Adjust	

Budget Line	Description
20-218-200-200	Emp Benefits PEA
Tentative \$124,065	→ Final \$143,027
Change +\$18,962	
PEA Adjust	

Total Tentative:
\$1,028,127

Total Final:
\$1,028,127



Net Change:
\$0.00

School Funding: 2026-2027 Budget Overview

Other: \$99,449 (2.28%)

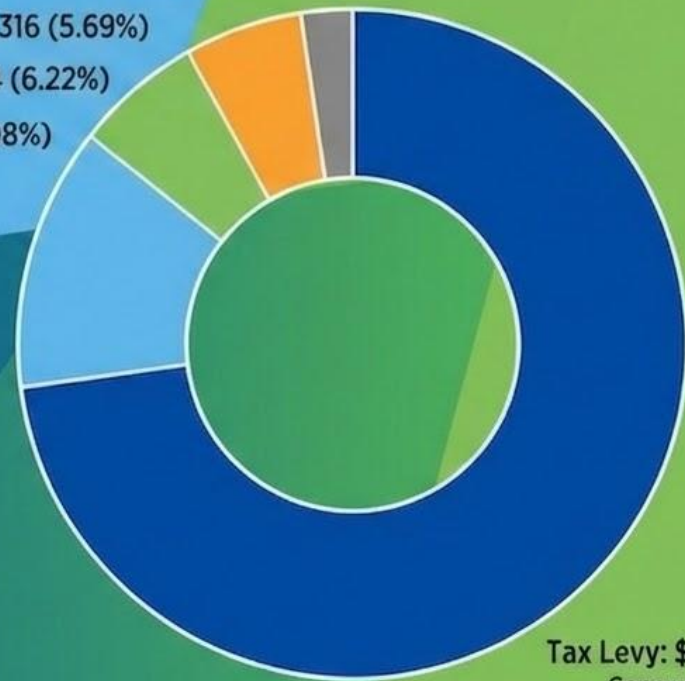
Choice Aid: \$232,316 (5.69%)

State Aid: \$254,174 (6.22%)

Federal Aid: \$534,267 (13.08%)
PEA, IDEA, ESEA

\$4,041,117.00

Total Projected Revenue



Tax Levy: \$2,920,611 (72.73%)
General & Debt Service

Categorical State Aid received-Last five years



<u>Year</u>	<u>State Aid</u>	<u>Increase</u>
2022-2023	\$325,541	\$13,633
2023-2024	\$358,554	\$33,013
2024-2025	\$380,425	\$21,871
2025-2026	\$389,235	\$8,810
2026-2027	\$391,603	\$2,368

COST DRIVERS IN THE 2026-2027 BUDGET

Primary Drivers (Over 85% of Total Budget)



These categories represent over 85% of the total budget.

- Other Impacting Areas:**
- Federal grant reductions
 - Cost of doing business

Health Benefit Changes – Last Five Years

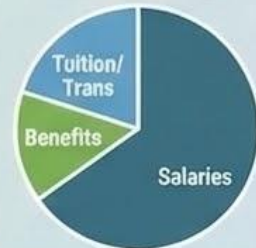
Plan	2022	2023	2024	2025	2026
Legacy	-3.2%	14.3%	11.2%	22.4%	37.4%
EHP	-2.9%	14.6%	3.1%	8.8%	30.7%

The goal when the Educator Plans were created was to get members to migrate from the Legacy Plans to the Educator Plans based on the fact that the plan design was robust and it could save members on their health benefit contributions. In theory, this would save the school district money based on lower cost premiums. However, the premium savings was erased by the loss of member contributions under the Educator Plan contribution schedule.

Budget Spending By Category

Source	Amount	% of Budget	Notes
💰 Salaries	\$1,932,081	47.81%	Staff Salaries and substitute coverage
👤 Benefits	\$977,991	24.20%	Health, Payroll Taxes, Tuition, PERS
🚌 Tuition/Trans	\$317,170	7.85%	Tuition and Transportation for two out of district placements.
✂️ Building	\$126,000	3.12%	Network, HVAC, Software, Poicy, Security, Waste Man, Fire, Electric, Landscaping
🔌 Utilities	\$78,950	1.95%	Heat, Gas, Water and Sewer, phone
🌐 PEA Inclusion	\$64,760	1.60%	Amount provided to PEA for inclusion
🛡️ Liability Ins	\$42,000	1.04%	Liability, Workers Compensation
📦 Inst. Supplies	\$40,000	0.99%	Classroom, Office, Tech, Assessment, Testing, PD, Equipment
👮 Class III	\$44,000	1.09%	Security
🚗 Other	\$42,417	1.05%	Health, Student Activities, Dues, travel, mileage, memberships, other
👤 Shared Services	\$36,600	0.91%	Foreign Language and Preschool "PIRT"
⚖️ Prof Services	\$29,000	0.72%	Legal and Audit
📖 Textbooks	\$7,500	0.19%	Math, Science and Social Studies
🏆 Clubs	\$18,000	0.45%	After School Activities
🔧 Equipment	\$3,804	0.09%	Debt Service Assessment
📄 Lease/Equipment	\$10,000	0.25%	Copier Lease
Total	\$4,041,117	100.00%	94% of the total budget is Non-Discretionary

Top 3 Categories
= **80%**



Over

94%


Non-Discretionary
Spending



Over **50%**
in Classroom
Instruction



2026-2027 School Budget Snapshot



Budget Summary



The budget is at the statutory cap



The budget required \$180,000 in reductions to get to the budget cap



The budget included funding for math, science and social studies text renewals.



The 2026-2027 budget maintains all programs and services.



State aid overall increased just over \$2,800 from the prior year.



Surplus of \$87,000 generated from the previous school year is being used to support the 2026-2027 budget.



Four Part-Time positions were eliminated



Preschool Aid increased \$32,000

Curriculum - Materials, Resources, and Programs



High Performing District



Full-Day Preschool – 2 Classrooms



Gifted and Talented Program – Weekly Class Enrichment K-2 and the SAIL program for Grades 3-6 for qualified students



Basic Skills Program – Weekly pull-out and push-in support offered to students that qualify through our STARS program



Technology – We are a 1:1 Chromebook School.

STUDENT HEALTH AND WELLNESS



PHYSICAL EDUCATION & HEALTH

Taught by certified Health and PE Teachers.

Focuses on active living and nutrition.



CHARACTER EDUCATION & WELLNESS

Weekly lessons as part of district wellness initiative.

Emphasizes mental and emotional health.



STUDENT SUPPORT SERVICES

Part-time Guidance Counselor on staff.

Part-time Social Worker to support student needs.

EXTRA-CURRICULAR ACTIVITIES



CLUBS & PROGRAMS (Grades 2-6)

- Chorus, Book Club, Band, Broadcast Club, Sports, and Arts & Crafts.



ATHLETICS & WELLNESS

- The Sea Devil Running Club (Grades 3-6) prepares students for the annual River to the Bay 5K.



MUSIC & PERFORMANCE

- Band and Chorus (Grades 4-6) includes Winter and Spring concert performances.
- Weekly music classes are offered to all students.



BEFORE & AFTER CARE

- The Y-Kids program provides childcare opportunity for families.

SCHOOL SAFETY



A Full-Time SLEO Class III officer is in our building daily



Vestibule and door swipes



Singlewire/InformaCast is used to account for students and staff during drills and live events




The 6th Grade Safety Patrol will continue in the upcoming school year.

Shared Services



-  Preschool Instructional Coach, Preschool Intervention and Referral Specialist – Seaside Heights
-  Community Parent Involvement Specialist – Seaside Heights
-  Spanish Teacher – Seaside Heights
-  Shared Services with the Township - **Keeps Tax Dollars in Island Heights.**

Tax Impact 2026-2027 Budget



What is the tax impact for the 2026-2027 school budget?



Average home value in Island Heights: **\$424,800**



School tax rate increase: **.034 cents**



Annual tax impact on average home: **\$173.12**
(or **\$14.42** per month)



Tax impact per \$100,000 assessed value: **\$40.75** annually



QUESTIONS