




# Island Heights Grade School

## Spring 2023 NJSLA Scores

Presented October 11, 2023

By Lisa Royer, Principal





**English Language  
Arts  
2022-2023**

# 3rd Grade: English Language Arts

NJSLA SCORE	22-23 3rd Grade (4th) (21 students)		21-22 3rd Grade (5th) (13 students)	
<b>1</b> <i>Did Not Meet Yet</i>	<b>2</b>	<b>9.5%</b>	<b>2</b>	<b>15.4%</b>
<b>2</b> <i>Partially Met</i>	<b>3</b>	<b>14.3%</b>	<b>0</b>	<b>0%</b>
<b>3</b> <i>Approached</i>	<b>6</b>	<b>28.6%</b>	<b>2</b>	<b>15.4%</b>
<b>4</b> <i>Met</i>	<b>9</b>	<b>42.9%</b>	<b>8</b>	<b>61.5%</b>
<b>5</b> <i>Exceeded</i>	<b>1</b>	<b>4.8%</b>	<b>1</b>	<b>7.7%</b>
<b>≥4</b> <u><b>TOTAL</b></u> Met or Exceeded Expectations	<b>10</b>	<b>47.6%</b>	<b>9</b>	<b>69.2%</b>

# 4th Grade: English Language Arts

NJSLA SCORE	22-23 4th Grade (5th) (12 students)		21-22 4th Grade (6th) (16 students)	
<b>1</b> <i>Did Not Meet Yet</i>	<b>1</b>	8.3%	<b>0</b>	0%
<b>2</b> <i>Partially Met</i>	<b>0</b>	0.0%	<b>1</b>	6.3%
<b>3</b> <i>Approached</i>	<b>0</b>	0.0%	<b>5</b>	31.3%
<b>4</b> <i>Met</i>	<b>7</b>	58.3%	<b>6</b>	37.5%
<b>5</b> <i>Exceeded</i>	<b>4</b>	33.3%	<b>4</b>	25%
<b>≥4</b> <u>TOTAL</u> Met or Exceeded Expectations	<b>11</b>	91.7%	<b>10</b>	62.5%

# 5th Grade: English Language Arts

NJSLA SCORE	22-23 5th Grade (6th) (16 students)		21-22 5th Grade (7th) (17 students)	
<b>1</b> <i>Did Not Meet Yet</i>	<b>0</b>	<b>0.0%</b>	<b>1</b>	<b>5.9%</b>
<b>2</b> <i>Partially Met</i>	<b>2</b>	<b>12.5%</b>	<b>2</b>	<b>11.8%</b>
<b>3</b> <i>Approached</i>	<b>3</b>	<b>18.8%</b>	<b>2</b>	<b>11.8%</b>
<b>4</b> <i>Met</i>	<b>10</b>	<b>62.5%</b>	<b>8</b>	<b>47.1%</b>
<b>5</b> <i>Exceeded</i>	<b>1</b>	<b>6.3%</b>	<b>4</b>	<b>23.5%</b>
<b>≥4</b> <u><b>TOTAL</b></u> Met or Exceeded Expectations	<b>11</b>	<b>68.8%</b>	<b>12</b>	<b>70.6%</b>

# 6th Grade: English Language Arts

NJSLA SCORE	22-23 6th Grade (7th) (18 students)		21-22 6th Grade (8th) (11 students)	
<b>1</b> <i>Did Not Meet Yet</i>	<b>0</b>	<b>0.0%</b>	<b>1</b>	<b>9.1%</b>
<b>2</b> <i>Partially Met</i>	<b>0</b>	<b>0.0%</b>	<b>0</b>	<b>0%</b>
<b>3</b> <i>Approached</i>	<b>4</b>	<b>22.2%</b>	<b>1</b>	<b>9.1%</b>
<b>4</b> <i>Met</i>	<b>13</b>	<b>72.2%</b>	<b>8</b>	<b>72.7%</b>
<b>5</b> <i>Exceeded</i>	<b>1</b>	<b>5.6%</b>	<b>1</b>	<b>9.1%</b>
<b>≥4</b> <u>TOTAL</u> Met or Exceeded Expectations	<b>14</b>	<b>77.8%</b>	<b>9</b>	<b>81.8%</b>

# 2022-2023 English Language Arts Percentages




<b>GRADE</b>	<b>STATE</b> <i>Met or Exceeded Expectations ≥ Level 4</i>	<b>ISLAND HEIGHTS</b> <i>Met or Exceeded Expectations ≥ Level 4</i>
<b>3</b>	<b>41.9%</b>	<b>47.6%</b>
<b>4</b>	<b>51.3%</b>	<b>91.7%</b>
<b>5</b>	<b>53.3%</b>	<b>68.8%</b>
<b>6</b>	<b>49%</b>	<b>77.8%</b>

# 2022-2023 English Language Arts Average Scale Score

GRADE	STATE	ISLAND HEIGHTS
3	739	749
4	748	775
5	750	766
6	747	765



# Mathematics 2022-2023



# 3rd Grade: Mathematics

NJSLA SCORE	22-23 3rd Grade (4th) (21 students)		21-22 3rd Grade (5th) (13 students)	
<b>1</b> <i>Did Not Meet Yet</i>	<b>1</b>	4.8%	<b>1</b>	7.7%
<b>2</b> <i>Partially Met</i>	<b>6</b>	28.6%	<b>1</b>	7.7%
<b>3</b> <i>Approached</i>	<b>3</b>	14.3%	<b>1</b>	7.7%
<b>4</b> <i>Met</i>	<b>8</b>	38.1%	<b>5</b>	38.5%
<b>5</b> <i>Exceeded</i>	<b>3</b>	14.3%	<b>5</b>	38.5%
<b>≥4</b> <u>TOTAL</u> Met or Exceeded Expectations	<b>11</b>	52.4%	<b>10</b>	76.9%

# 4th Grade: Mathematics

NJSLA SCORE	22-23 4th Grade (5th) (12 students)		21-22 4th Grade (6th) (16 students)	
<b>1</b> <i>Did Not Meet Yet</i>	1	8.3%	0	0%
<b>2</b> <i>Partially Met</i>	0	0.0%	1	6.3%
<b>3</b> <i>Approached</i>	2	16.7%	4	25%
<b>4</b> <i>Met</i>	8	66.7%	10	62.5%
<b>5</b> <i>Exceeded</i>	1	8.3%	1	6.3%
<b>≥4</b> <u>TOTAL</u> Met or Exceeded Expectations	9	75.0%	11	68.8%

# 5th Grade: Mathematics

NJSLA SCORE	22-23 5th Grade (6th) (16 students)		21-22 5th Grade (7th) (17 students)	
<b>1</b> <i>Did Not Meet Yet</i>	<b>0</b>	<b>0.0%</b>	<b>3</b>	<b>17.6%</b>
<b>2</b> <i>Partially Met</i>	<b>3</b>	<b>18.8%</b>	<b>1</b>	<b>5.9%</b>
<b>3</b> <i>Approached</i>	<b>4</b>	<b>25.0%</b>	<b>5</b>	<b>29.4%</b>
<b>4</b> <i>Met</i>	<b>6</b>	<b>37.5%</b>	<b>8</b>	<b>47.1%</b>
<b>5</b> <i>Exceeded</i>	<b>3</b>	<b>18.8%</b>	<b>0</b>	<b>0%</b>
<b>≥4</b> <u><b>TOTAL</b></u> Met or Exceeded Expectations	<b>9</b>	<b>56.3%</b>	<b>8</b>	<b>47.1%</b>

# 6th Grade: Mathematics

NJSLA SCORE	22-23 6th Grade (7th) (18 students)		21-22 6th Grade (8th) (11 students)	
<b>1</b> <i>Did Not Meet Yet</i>	<b>1</b>	<b>5.6%</b>	<b>1</b>	<b>9.1%</b>
<b>2</b> <i>Partially Met</i>	<b>2</b>	<b>11.1%</b>	<b>0</b>	<b>0%</b>
<b>3</b> <i>Approached</i>	<b>2</b>	<b>11.1%</b>	<b>2</b>	<b>18.2%</b>
<b>4</b> <i>Met</i>	<b>8</b>	<b>44.4%</b>	<b>6</b>	<b>54.5%</b>
<b>5</b> <i>Exceeded</i>	<b>5</b>	<b>27.8%</b>	<b>2</b>	<b>18.2%</b>
<b>≥4</b> <u>TOTAL</u> Met or Exceeded Expectations	<b>13</b>	<b>72.2%</b>	<b>8</b>	<b>72.7%</b>


# 2022-2023 Mathematics Percentages

<b>GRADE</b>	<b>STATE</b> <i>Met or Exceeded Expectations</i> <b>≥ Level 4</b>	<b>ISLAND HEIGHTS</b> <i>Met or Exceeded Expectations</i> <b>≥ Level 4</b>
<b>3</b>	<b>45.9%</b>	<b>52.4%</b>
<b>4</b>	<b>44.4%</b>	<b>75%</b>
<b>5</b>	<b>40%</b>	<b>56.3%</b>
<b>6</b>	<b>34.3%</b>	<b>72.2%</b>

# 2022-2023 Mathematics Average Scale Score

GRADE	STATE	ISLAND HEIGHTS
3	745	747
4	743	765
5	740	754
6	735	764

# Science 2022-2023





# 5th Grade: Science

NJSLA SCORE	22-23 5th Grade (6th) (16 students)		21-22 5th Grade (7th) (17 students)	
<b>1</b> <i>Below Proficient</i>	<b>3</b>	<b>18.8%</b>	<b>3</b>	<b>17.6%</b>
<b>2</b> <i>Near Proficiency</i>	<b>4</b>	<b>25.0%</b>	<b>6</b>	<b>35.3%</b>
<b>3</b> <i>Proficient</i>	<b>8</b>	<b>50.0%</b>	<b>8</b>	<b>47.1%</b>
<b>4</b> <i>Advanced Proficiency</i>	<b>1</b>	<b>6.3%</b>	<b>0</b>	<b>0%</b>
<b>≥3</b> <u><b>TOTAL</b></u> Met or Exceeded Expectations	<b>9</b>	<b>56.3%</b>	<b>8</b>	<b>47.1%</b>

# 2022-2023 Science Percentages



<b>GRADE</b>	<b>STATE</b> <i>Met or Exceeded Expectations</i> <b>≥ Level 3</b>	<b>ISLAND HEIGHTS</b> <i>Met or Exceeded Expectations</i> <b>≥ Level 3</b>
<b>5</b>	<b>26.8%</b>	<b>56.3%</b>




# 2022-2023 Science Average Scale Score



GRADE	STATE	ISLAND HEIGHTS
5	166	193



# Results By Demographics



# Grades 3-6 English Language Arts: **By Gender**

NJSLA SCORE	Female 31	Male 36
<b>1</b> <i>Did Not Meet Yet</i>	3.2%	5.6%
<b>2</b> <i>Partially Met</i>	9.7%	5.6%
<b>3</b> <i>Approached</i>	19.4%	19.4%
<b>4</b> <i>Met</i>	58.1%	58.3%
<b>5</b> <i>Exceeded</i>	9.7%	11.1%
<b>≥4</b> <u>TOTAL</u> Met or Exceeded Expectations	67.7%	69.4%

# Grades 3-6 Mathematics: By Gender

NJSLA SCORE	Female	Male
<b>1</b> <i>Did Not Meet Yet</i>	<b>31</b> 3.2%	<b>36</b> 5.6%
<b>2</b> <i>Partially Met</i>	16.1%	16.7%
<b>3</b> <i>Approached</i>	25.8%	8.3%
<b>4</b> <i>Met</i>	38.7%	50.0%
<b>5</b> <i>Exceeded</i>	16.1%	19.4%
<b>≥4</b> <u>TOTAL</u> Met or Exceeded Expectations	54.8%	69.4%

# Grades 5 Science: **By Gender**

NJSLA SCORE	Female 9	Male 8
<b>1</b> <i>Below Proficient</i>	12.5%	25.0%
<b>2</b> <i>Near Proficiency</i>	25.0%	25.0%
<b>3</b> <i>Proficient</i>	50.0%	50.0%
<b>4</b> <i>Advanced Proficiency</i>	12.5%	0.0%
<b>≥3</b> <u>TOTAL</u> Met or Exceeded Expectations	62.5%	50.0%

# Grades 3-6 English Language Arts: **By Ethnicity**

NJSLA SCORE	Black/ African American	Hispanic or Latino	White	Two or More Races
<b>1</b> <i>Did Not Meet Yet</i>	0%	12.5%	3.8%	0%
<b>2</b> <i>Partially Met</i>	0%	0%	7.5%	20%
<b>3</b> <i>Approached</i>	100%	12.5%	18.9%	20%
<b>4</b> <i>Met</i>	0%	62.5%	41.5%	40%
<b>5</b> <i>Exceeded</i>	0%	12.5%	9.4%	20%
<b>≥4</b> <u>TOTAL</u> Met or Exceeded Expectations	0%	75%	69.8%	60%



# Grades 3-6 Mathematics: **By Ethnicity**

NJSLA SCORE	Black/ African American	Hispanic or Latino	White	Two or More Races
<b>1</b> <i>Did Not Meet Yet</i>	0%	12.5%	1.9%	20%
<b>2</b> <i>Partially Met</i>	100%	12.5%	17.0%	0%
<b>3</b> <i>Approached</i>	0%	0%	18.9%	20%
<b>4</b> <i>Met</i>	0%	75%	39.6%	60%
<b>5</b> <i>Exceeded</i>	0%	0%	22.6%	0%
<b>≥4 TOTAL</b> Met or Exceeded Expectations	0%	75%	62.3%	60%

## Grades 5 Science: By Ethnicity

NJSLA SCORE	Black/ African American	Hispanic or Latino	White	Two or More Races
<b>1</b> <i>Below Proficient</i>	0%	0%	21.4%	0%
<b>2</b> <i>Near Proficiency</i>	0%	0%	28.6%	0%
<b>3</b> <i>Proficient</i>	0%	100%	42.9%	0%
<b>4</b> <i>Advanced Proficiency</i>	0%	0%	7.1%	0%
<b>≥3</b> <u>TOTAL</u> Met or Exceeded Expectations	0%	100%	50%	0%

# Grades 3-6 English Language Arts: Students with Disabilities

NJSLA SCORE	IEP	504
<b>1</b> <i>Did Not Meet Yet</i>	25%	0%
<b>2</b> <i>Partially Met</i>	8.3%	10%
<b>3</b> <i>Approached</i>	41.7%	40%
<b>4</b> <i>Met</i>	16.7%	40%
<b>5</b> <i>Exceeded</i>	8.3%	10%
<b>≥4 TOTAL</b> Met or Exceeded Expectations	25%	50%

# Grades 3-6 Mathematics: Students with Disabilities

NJSLA SCORE	IEP	504
<b>1</b> <i>Did Not Meet Yet</i>	16.7%	0%
<b>2</b> <i>Partially Met</i>	41.7%	20%
<b>3</b> <i>Approached</i>	16.7%	20%
<b>4</b> <i>Met</i>	16.7%	60%
<b>5</b> <i>Exceeded</i>	8.3%	0%
<b>≥4</b> <u>TOTAL</u> Met or Exceeded Expectations	25%	60%

# Grades 5 Science: Students with Disabilities

NJSLA SCORE	IEP	504
<b>1</b> <i>Below Proficient</i>	<b>66.7%</b>	<b>66.7%</b>
<b>2</b> <i>Near Proficiency</i>	<b>33.3%</b>	<b>33.3%</b>
<b>3</b> <i>Proficient</i>	<b>0%</b>	<b>0%</b>
<b>4</b> <i>Advanced Proficiency</i>	<b>0%</b>	<b>0%</b>
<b>≥3</b> <u>TOTAL</u> Met or Exceeded Expectations	<b>0%</b>	<b>0%</b>

# Grades 3-6 English Language Arts: Other Demographics

NJSLA SCORE	Economically Disadvantaged	Non-Economically Disadvantaged
<b>1</b> <i>Did Not Meet Yet</i>	0%	4.5%
<b>2</b> <i>Partially Met</i>	0%	7.8%
<b>3</b> <i>Approached</i>	0%	19.7%
<b>4</b> <i>Met</i>	0%	59.1%
<b>5</b> <i>Exceeded</i>	100%	9.1%
<b>≥4</b> <u>TOTAL</u> Met or Exceeded Expectations	100%	68.2%

# Grades 3-6 Mathematics: Other Demographics

NJSLA SCORE	Economically Disadvantaged	Non-Economically Disadvantaged
<b>1</b> <i>Did Not Meet Yet</i>	100%	4.5%
<b>2</b> <i>Partially Met</i>	0%	16.7%
<b>3</b> <i>Approached</i>	0%	16.7%
<b>4</b> <i>Met</i>	100%	43.9%
<b>5</b> <i>Exceeded</i>	0%	18.2%
<b>≥4</b> <u>TOTAL</u> Met or Exceeded Expectations	100%	62.1%


# Grades 5 Science: Other Demographics

NJSLA SCORE	Economically Disadvantaged	Non-Economically Disadvantaged
<b>1</b> <i>Below Proficient</i>	0%	18.8%
<b>2</b> <i>Near Proficiency</i>	0%	25.0%
<b>3</b> <i>Proficient</i>	0%	50.0%
<b>4</b> <i>Advanced Proficiency</i>	0%	6.3%
<b>≥3</b> <u>TOTAL</u> Met or Exceeded Expectations	0%	56.3%



**Spring 2023 Grades 3-6**  
**NJSLA:**  
**English Language Learners**


**0% ELLs**



$axbxc =$   
 $ab - bc$



# Current 4th Grade Class Trends



Sea Devils



$$\sqrt{\frac{3}{4}}$$

# English Language Arts


NJSLA SCORE	22-23 3rd Grade (21 students)	
<b>1</b> <i>Did Not Meet Yet</i>	<b>2</b>	<b>9.5%</b>
<b>2</b> <i>Partially Met</i>	<b>3</b>	<b>14.3%</b>
<b>3</b> <i>Approached</i>	<b>6</b>	<b>28.6%</b>
<b>4</b> <i>Met</i>	<b>9</b>	<b>42.9%</b>
<b>5</b> <i>Exceeded</i>	<b>1</b>	<b>4.8%</b>
<b>≥4</b> <u>TOTAL</u> Met or Exceeded Expectations	<b>10</b>	<b>47.6%</b>

# Mathematics

NJSLA SCORE	22-23 3rd Grade (21 students)	
1 <i>Did Not Meet Yet</i>	1	4.8%
2 <i>Partially Met</i>	6	28.6%
3 <i>Approached</i>	3	14.3%
4 <i>Met</i>	8	38.1%
5 <i>Exceeded</i>	3	14.3%
<b>≥4</b> <u>TOTAL</u> Met or Exceeded Expectations	11	52.4%



# Current 5th Grade Class Trends



*Sea Devils*



$$\sqrt{\frac{3}{4}}$$

# English Language Arts


NJSLA SCORE	22-23 4th Grade (12 students)		21-22 3rd Grade (13 students)	
<b>1</b> <i>Did Not Meet Yet</i>	<b>1</b>	8.3%	<b>2</b>	15.4%
<b>2</b> <i>Partially Met</i>	<b>0</b>	0.0%	<b>0</b>	0%
<b>3</b> <i>Approached</i>	<b>0</b>	0.0%	<b>2</b>	15.4%
<b>4</b> <i>Met</i>	<b>7</b>	58.3%	<b>8</b>	61.5%
<b>5</b> <i>Exceeded</i>	<b>4</b>	33.3%	<b>1</b>	7.7%
<b>≥4</b> <u>TOTAL</u> Met or Exceeded Expectations	<b>11</b>	91.7%	<b>9</b>	69.2%

# Mathematics

NJSLA SCORE	22-23 4th Grade (12 students)		21-22 3rd Grade (13 students)	
1 <i>Did Not Meet Yet</i>	1	8.3%	2	15.4%
2 <i>Partially Met</i>	0	0.0%	0	0%
3 <i>Approached</i>	2	16.7%	2	15.4%
4 <i>Met</i>	8	66.7%	8	61.5%
5 <i>Exceeded</i>	1	8.3%	1	7.7%
<b>≥4 TOTAL</b> Met or Exceeded Expectations	9	75.0%	9	69.2%



# 6th Grade Class Trends



Sea Devils

$$\sqrt{\frac{3}{4}}$$





# English Language Arts


NJSLA SCORE	22-23 5th Grade (16 students)		21-22 4th Grade (16 students)	
<b>1</b> <i>Did Not Meet Yet</i>	<b>0</b>	<b>0.0%</b>	<b>0</b>	<b>0%</b>
<b>2</b> <i>Partially Met</i>	<b>2</b>	<b>12.5%</b>	<b>1</b>	<b>6.3%</b>
<b>3</b> <i>Approached</i>	<b>3</b>	<b>18.8%</b>	<b>5</b>	<b>31.3%</b>
<b>4</b> <i>Met</i>	<b>10</b>	<b>62.5%</b>	<b>6</b>	<b>37.5%</b>
<b>5</b> <i>Exceeded</i>	<b>1</b>	<b>6.3%</b>	<b>4</b>	<b>25%</b>
<b>≥4</b> <u><b>TOTAL</b></u> Met or Exceeded Expectations	<b>11</b>	<b>68.8%</b>	<b>10</b>	<b>62.5%</b>

# Mathematics

NJSLA SCORE	22-23 5th Grade (16 students)		21-22 4th Grade (16 students)	
<b>1</b> <i>Did Not Meet Yet</i>	<b>0</b>	<b>0.0%</b>	<b>0</b>	<b>0%</b>
<b>2</b> <i>Partially Met</i>	<b>3</b>	<b>18.8%</b>	<b>1</b>	<b>6.3%</b>
<b>3</b> <i>Approached</i>	<b>4</b>	<b>25.0%</b>	<b>4</b>	<b>25%</b>
<b>4</b> <i>Met</i>	<b>6</b>	<b>37.5%</b>	<b>10</b>	<b>62.5%</b>
<b>5</b> <i>Exceeded</i>	<b>3</b>	<b>18.8%</b>	<b>1</b>	<b>6.3%</b>
<b>≥4</b> <u><b>TOTAL</b></u> Met or Exceeded Expectations	<b>9</b>	<b>56.3%</b>	<b>11</b>	<b>68.8%</b>



# 7th Grade Class Trends



Sea Devils

$$\sqrt{\frac{3}{4}}$$



# English Language Arts

NJSLA SCORE	22-23 6th Grade (18 students)		21-22 5th Grade (17 students)	
<b>1</b> <i>Did Not Meet Yet</i>	<b>0</b>	<b>0.0%</b>	<b>1</b>	<b>5.9%</b>
<b>2</b> <i>Partially Met</i>	<b>0</b>	<b>0.0%</b>	<b>2</b>	<b>11.8%</b>
<b>3</b> <i>Approached</i>	<b>4</b>	<b>22.2%</b>	<b>2</b>	<b>11.8%</b>
<b>4</b> <i>Met</i>	<b>13</b>	<b>72.2%</b>	<b>8</b>	<b>47.1%</b>
<b>5</b> <i>Exceeded</i>	<b>1</b>	<b>5.6%</b>	<b>4</b>	<b>23.5%</b>
<b>≥4</b> <u><b>TOTAL</b></u> Met or Exceeded Expectations	<b>14</b>	<b>77.8%</b>	<b>12</b>	<b>70.6%</b>

# Mathematics

NJSLA SCORE	22-23 6th Grade (18 students)		21-22 5th Grade (17 students)	
<b>1</b> <i>Did Not Meet Yet</i>	<b>1</b>	<b>5.6%</b>	<b>3</b>	<b>17.6%</b>
<b>2</b> <i>Partially Met</i>	<b>2</b>	<b>11.1%</b>	<b>1</b>	<b>5.9%</b>
<b>3</b> <i>Approached</i>	<b>2</b>	<b>11.1%</b>	<b>5</b>	<b>29.4%</b>
<b>4</b> <i>Met</i>	<b>8</b>	<b>44.4%</b>	<b>8</b>	<b>47.1%</b>
<b>5</b> <i>Exceeded</i>	<b>5</b>	<b>27.8%</b>	<b>0</b>	<b>0%</b>
<b>≥4</b> <u><b>TOTAL</b></u> Met or Exceeded Expectations	<b>13</b>	<b>72.2%</b>	<b>8</b>	<b>47.1%</b>

# 22-23 NJSLA Highlights

- ★ IHGS scored above state averages in ALL subject areas again.
- ★ All classes that have taken NJSLA more than one time (current 5th, 6th, 7th) have shown growth & increased in Math and ELA from the previous year, except current 6th in Math.
- ★ 22-23 5th Grade Science (Current 6th) scores are improving each year and higher than 18-19 scores!
- ★ 4th Grade (Current 5th) ELA Scores were very high, with 91.7% Meeting or Exceeding Expectations
- ★ 22-23 4th Grade (Current 5th) ELA & Math and 22-23 6th Grade (Current 7th) Math exceeded the 18-19 test scores.



# Moving Forward




- ★ We will continue to use this data to monitor growth and drive instruction in our classrooms. Focus on moving students with 3's to a 4 or 5.
- ★ Provide PD opportunities for teachers. NWEA MAP & Special Education. Analyze & discuss data at staff meetings.
- ★ **W.I.N. Periods:** Teachers use these periods to address individual/classroom needs. (Math Fluency, Word Problems & Strategies, Writing Support, Phonics, Comprehension, etc.)
- ★ **Pathblazer:** Online program linked to MAP scores to provide students with an individualized learning path based on their needs.
- ★ **STARS (Basic Skills):** Students that scored a 1, 2, or 3 and do not receive special education are eligible for basic skills.
- ★ Continue our NJSLA morning test prep that were restarted during the 22-23 school year.
- ★ NJ DOE High Impact Tutoring Grant: Targeting Grades 3 & 4
- ★ 4th Grade: In kindergarten at the start of the pandemic. Looking to increase STARS periods in the schedule. Restructuring classroom ELA lessons to allot more time for individual support. Additional instructional support during daily ELA blocks.





**Thank you!**



**Sea Devils**

$$\sqrt{\frac{3}{4}}$$

